



Our French Curriculum



Progression and Skills Overview

FRENCH







Aims and Intent:

At Holy Cross and All Saints we want our children and their families to develop positive attitudes to, and respect for, languages and cultures other than their own. We believe that learning a Modern Foreign Language will open doors to our children's futures; equipping them with a life-long practical skill, and that their language learning at Primary School will provide them with the building blocks for learning many languages at High School. Through our teaching and learning in French, we aim to foster children's curiosity and deepen their understanding of how the English language works as they compare it to French. The focus on speaking, listening and practical games and activities which lead into writing encourages a deeper level of engagement and enjoyment for all pupils, whilst strengthening their communication skills in a positive and supportive environment.

Key Stage 2 National Curriculum Expectations

Pupils should be taught:

- listen attentively to spoken language and show understanding by joining in and responding
- explore the patterns and sounds of language through songs and rhymes and link the spelling, sound and meaning of words
- engage in conversations; ask and answer questions; express opinions and respond to those of others; seek clarification and help*
- speak in sentences, using familiar vocabulary, phrases and basic language structures
- develop accurate pronunciation and intonation so that others understand when they are reading aloud or using familiar words and phrases*
- present ideas and information orally to a range of audiences*
- read carefully and show understanding of words, phrases and simple writing
- appreciate stories, songs, poems and rhymes in the language
- broaden their vocabulary and develop their ability to understand new words that are introduced into familiar written material, including through using a dictionary
- write phrases from memory, and adapt these to create new sentences, to express ideas clearly
- describe people, places, things and actions orally* and in writing
- understand basic grammar appropriate to the language being studied

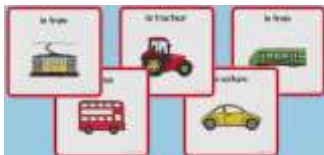
	<p>Implementation in Lower Key Stage 2 The scheme is split into 6 units – 1 unit thought every half term. Those units are topic based and are repeated every year. However, they vocabulary and other linguistic elements get more challenging in every year group. Hence, it is easy to notice the progression. It is suited for 1.5 form schools as children in mixed classes are thought the same topic/ lesson content but those from higher year group can be easily challenged in more stretched activities.</p>	<p>Listening</p>	<p>Speaking</p>	<p>Reading</p>	<p>Writing</p>	
<p>Year 3 & Year 4 (Cycle A & Cycle B)</p>	<p><u>Y4 Ourselves</u> <u>Family members</u></p>  <p><u>Y4 Celebrations</u> <u>Nouns and adjectives</u></p>  <p><u>Y4 School</u> <u>Subjects</u></p>  <p><u>Y4 Weather</u> <u>Nouns in sentences</u> <u>?What's the weather like today?</u></p>	<p><u>Y3 Ourselves</u> <u>Greetings and personal information</u></p>  <p><u>Y3 Celebrations</u> <u>Nouns and colours</u></p>  <p><u>Y3 School</u> <u>Classroom Equipment</u></p>  <p><u>Y3 Weather</u> <u>Days of the week</u></p>	<p>Perform simple communicative tasks using single words.</p> <p>Perform simple communicative tasks using single words, ask and answer questions. Listen and respond to simple rhymes and songs. Identify and read simple words.</p> <p>Listen attentively to spoken language and show understanding by joining in and responding. Develop accurate pronunciation and intonation so that others understand when they are reading aloud or using familiar words and phrases.</p> <p>To broaden vocabulary.</p> <p>To ask and answer questions.</p>	<p>Name Christmas items.</p> <p>Describe some French Christmas traditions.</p> <p>Read a simple sentence.</p> <p>Broaden vocabulary and develop ability to understand new words which are introduced.</p> <p>Perform simple communicative tasks using single words, ask and answer questions.</p> <p>Listen attentively to spoken language and show understanding by joining in and responding.</p> <p>Engage in conversations; ask and answer questions; express opinions. To be able to retrieve information from an oral passage.</p> <p>To ask and answer questions.</p> <p>Adapt phrases from memory to create new</p>	<p>Identify and read simple words.</p> <p>Read carefully and show understanding of words, phrases and simple writing.</p> <p>Recognise and use familiar words/phrases.</p> <p>Identify and read simple words.</p> <p>Develop accurate pronunciation and intonation so that others understand when they are reading aloud or using familiar words and phrases.</p> <p>To broaden vocabulary.</p> <p>Read and understand a range of familiar written phrases. Match phrases to pictures.</p> <p>Broaden their vocabulary and develop their ability to understand new words that are introduced into familiar written material, including through using a dictionary.</p>	<p>Write simple, familiar words using a model.</p> <p>Describe some French Christmas traditions.</p> <p>Use simple colours to describe an object.</p> <p>Apply my language learning in a practical context.</p> <p>Write sentences to describe nouns</p> <p>Write familiar words from memory.</p> <p>Write simple, familiar words using a model.</p> <p>To link the spelling, sound and meaning of words.</p> <p>Create and label a family tree.</p> <p>Write a paragraph to describe my family.</p> <p>Name Christmas decorations.</p> <p>Write a paragraph to describe a picture.</p>



Y4 Hobbies
 Y3 –sport and hobby nouns
 Y4 – express likes and dislikes



Y4 Holidays
 Transport nouns



Y3 Hobbies
 Y3 –sport and hobby nouns
 Y4 – express likes and dislikes



Y3 Holidays
 Food and drink
 Restaurant role play



Broaden vocabulary and develop ability to understand new words which are introduced.

Appreciate stories, songs, poems and rhymes in the language.

sentences.
 Present ideas and information orally to a range of audiences.

Write familiar words from memory to create new phrase.

Write simple, familiar words using a model.

Y6 Ourselves
All family members.



Y6 Celebrations

Comparison of traditions in UK and France.



Y6 School

Compare experiences at school in UK and France.



Y6 Weather
weather reports/maps.



Y6 Hobbies and sports
Give a location or day.

Y5 Ourselves
Extended family members.



Y5 Celebrations

Further Christmas traditions



Y5 School

Favourite subject + reasons



Y5 Weather

Recap weather nouns.



Y5 Hobbies and sports

Write sentences linked to sport and weather.

Listen attentively to spoken language and show understanding by joining in and responding.

Develop accurate pronunciation and intonation so that others understand when they are reading aloud or using familiar words and phrases.

Listen and record in the grid provided what subject each child liked, disliked and why.

Engage in conversations; ask and answer questions; express opinions.

Verbally, make comparisons between England and France.

Use correct vocabulary and attempting expression and accent.

Describe people, places and things orally and in writing.

Listen and record in the grid provided what subject each child liked, disliked and why.

Broaden vocabulary and develop ability to understand new words which are introduced.

Perform simple communicative tasks using single words, ask and answer questions. Identify and read simple words.

Engage in conversations; ask and answer questions; express opinions.

Present ideas and information orally to a range of audiences.

Speak in sentences, using familiar vocabulary, phrases and basic language structure.

Use vocabulary from

Using plural nouns: read the sentence by drawing the correct number of objects.

Use a bilingual dictionary/Google translate to locate appropriate nouns.

Identify and read simple words.

Read carefully and show understanding of words, phrases and simple writing.

Read carefully and show understanding of words, phrases and basic language structures.

Understanding culture and traditions.

Read and understand a text in French.

Broaden vocabulary and develop ability to understand new words that are introduced into familiar written material, including through using a dictionary.

Choose words, phrases and sentences and write them into a gapped text or as picture captions.

Make a sentence using single word cards. Understand that the order of words in a sentence influences the meaning.

Intercultural understanding: Pupils write a paragraph in English to summarise the tradition of St Nicolas.

Broaden vocabulary and develop ability to understand new words which are introduced.

Recognise and use familiar words/phrases.

Write familiar words from memory.

Write simple, familiar words using a model.

Write phrases from memory, and adapt these to create new sentences, to express ideas clearly.

Write phrases from memory, and adapt these to create new sentences, to express ideas clearly.



Y6 Holidays and travel
Asking for and giving directions.



Y5 Holidays and travel
Clothing nouns
Body parts



memory

Research, understand and make notes about cultures and traditions.

Use vocabulary from memory.