

LETTER-JOIN HOME LEARNING

Year 1: Pack 1

Handwriting activities for children and parents to use at home

CHILDREN AND PARENTS

Log in at www.letterjoin.co.uk using the details shown below.

Pupil log-in details

Username:

Swipecode:

Password:

○ ○ ○
○ ○ ○
○ ○ ○

Teachers! Write your pupil log-in details in here.

Gross Motor Skills Warm-up Exercises

Get your body ready for handwriting by practising these fun animal actions:

- Log in to Letter-join and select Resources > Warm up > Gross Motor Skills.
- Click on each picture and get moving by following the instructions.



Fine Motor Skills Warm-up Exercises

Here are some exercises to get your fingers and hands ready for handwriting:

- Select Resources > Warm up > Fine Motor Skills.
- Practise all the exercises on the list.



How to Hold your Pencil

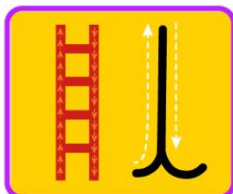
- Select Resources > Warm up > Tripod Grip.
- Listen to Letter-join's Pencil Grip Rhyme.
- Practise picking up your pencil while saying the rhyme.
- Now write your name neatly.



Letter Families

Go to More Letters > Families and choose 'Long Ladders':


- Watch the animations for i, l, t, u, j and y.
- Try air-writing the letters as you watch.
- On your tablets, click 'Try' to trace the letter.
- Practise tracing the letters on the worksheet.
- For more practice use Magic Words in the 'Fun' section.
- Repeat for caterpillars, robots and zig-zags.



Capital Letters

Write capital letters

- Select More Letters > Capitals.
- Listen to the name of a letter.
- Click 'Watch' to see how to write the letter.
- Try air-writing the letter as you watch.
- On tablets/iPads, click 'Try' to trace the letter.
- Practise writing the capital letter on your handwriting paper.
- Repeat this for each capital letter.



Practise capital letters

- Go to 'Fun' and use Magic Words to practise capital letters.
- Go to 'Fun' and play LetterMatch to match cursive and capital letters.
- Try the capital letter word search printouts.



Phonics

- Select Phonics > Phase 5.
- Listen to each sound on its own and in the word.
- Click 'Watch' to see how to write the letter(s) for each sound.
- Try air-writing the letter(s) as you watch.
- On tablets or iPads, click 'Try' to trace the letter(s).
- For more practice, play PhonicsMatch in the 'Fun' section.



a b c d e f


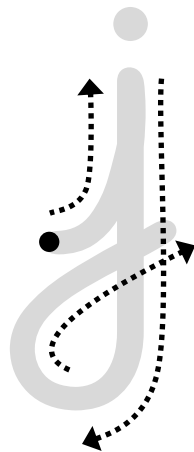
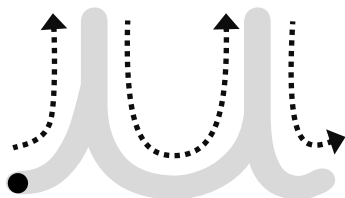
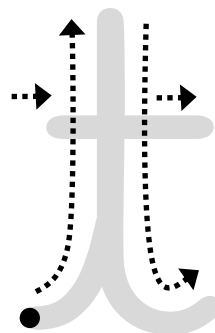
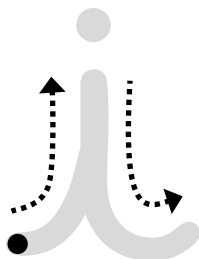
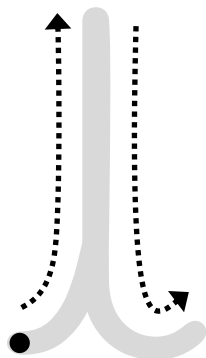
g h i j k

l m n o p

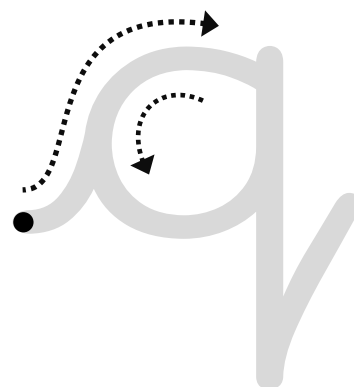
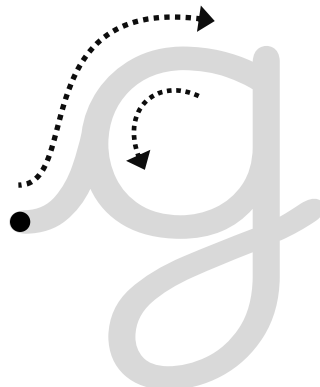
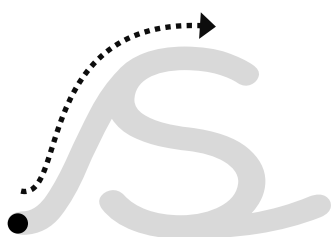
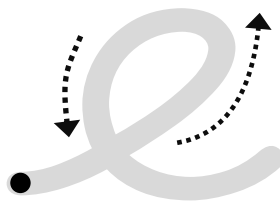
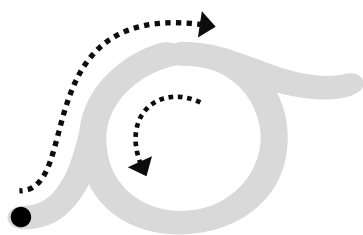
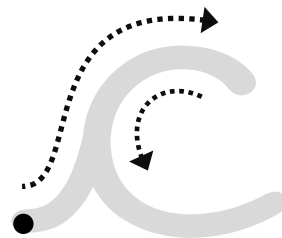
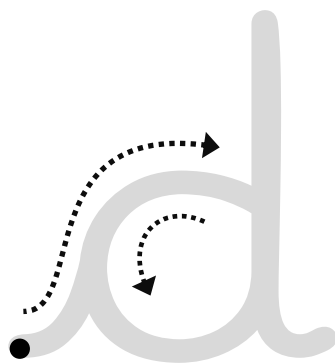
q r s t u

v w x y z

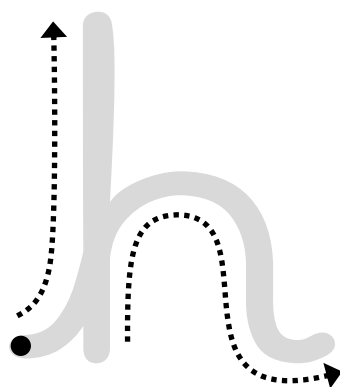
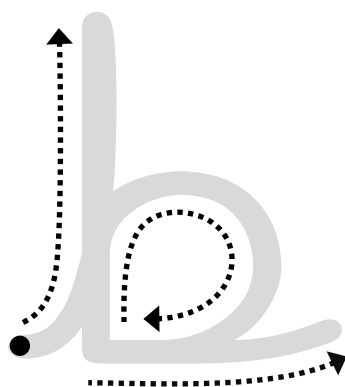
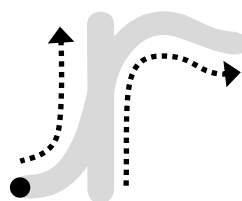
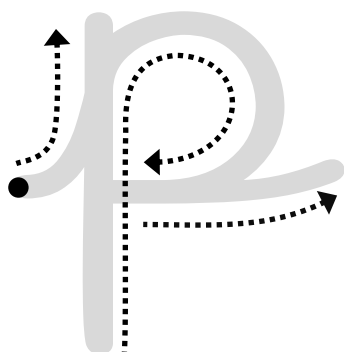
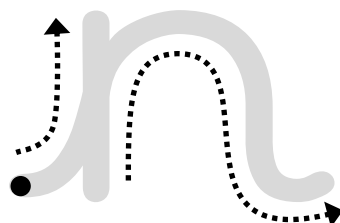
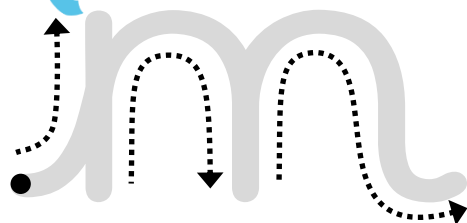

Long Ladder Letters



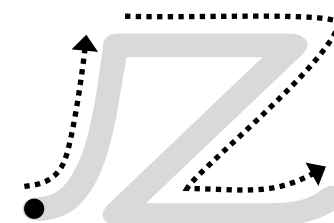
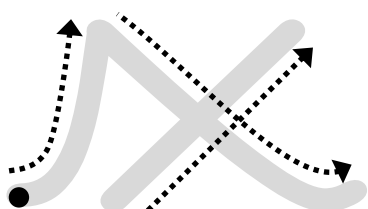
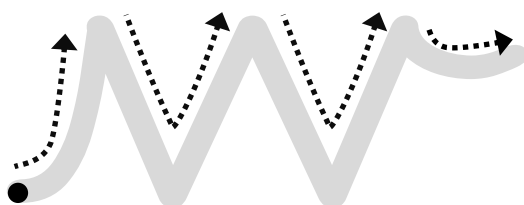
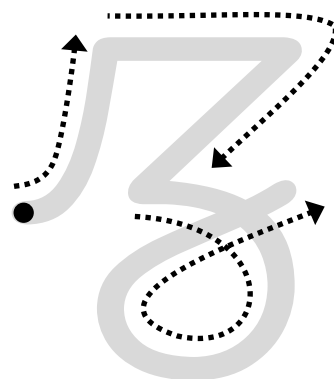
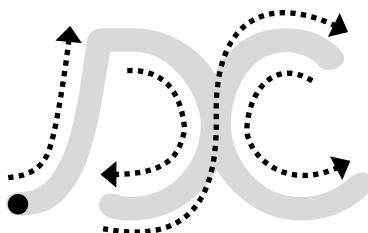
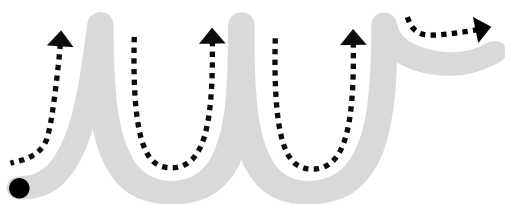
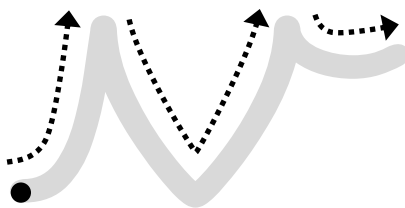
Curly Caterpillar Letters



One-armed Robot Letters



Zig-zag Letters



Choose the letters your school uses

A B C D E

F G H I J K

L M N O P

Q R S T U

V W X Y Z

Word Search: A to L

Find the words then copy them neatly below.

M	B	E	D	R	A
L	E	G	B	A	G
I	W	J	N	X	E
C	H	I	L	L	Y
K	S	G	V	A	Q
O	T	Z	A	D	D

Look

Trace

Copy

~~LEG~~

LEG

ADD

ADD

AGE

AGE

BAG

BAG

BED

BED

JIG

JIG

LICK

LICK

LAD

LAD

Word Search: A to R

Find the words then copy them neatly below.

M	O	P	Z	R	Y
E	X	W	B	E	E
A	M	C	V	A	K
L	U	H	A	D	N
T	Z	I	X	S	E
Y	W	P	I	N	E

Look

Trace

Copy

AM

AM

BEE

BEE

CHIP

CHIP

HAD

HAD

KNEE

KNEE

MEAL

MEAL

MOP

MOP

PINE

PINE

Word Search: A to X

Find the words then copy them neatly below.

Q	U	I	L	T	V
U	Y	H	Q	Z	I
E	V	E	R	O	N
E	Z	F	A	X	E
N	U	K	W	T	Y
P	E	O	P	L	E

Look

Trace

Copy

AXE

AXE

EVER

EVER

OX

OX

PEOPLE

PEOPLE

QUEEN

QUEEN

QUILT

QUILT

RAW

RAW

VINE

VINE

Word Search: A to Z

Find the words then copy them neatly below.

S	N	E	E	Z	E
A	Y	C	L	G	F
Y	E	A	R	K	U
J	S	B	U	Z	Z
P	R	I	Z	E	Z
H	D	I	Z	Z	Y

Look

Trace

Copy

BUZZ

BUZZ

DIZZY

DIZZY

FUZZY

FUZZY

PRIZE

PRIZE

SAY

SAY

SNEEZE

SNEEZE

YEAR

YEAR

YES

YES

